



NORTHWEST YOUTH CAREERS EXPO

TEACHER PACKET

WHAT'S INSIDE

RESOURCES FOR TEACHERS

- Teacher Checklist.....p. 2
- Preparing Students.....p. 3
- Ideas for Teachers: Student Activities
 - Before the Expo.....p. 4
 - During & After the Expo.....p. 5

STUDENT- FACING MATERIALS

- Student Tips and Video Linksp. 6
- Print-out Student Activities:
 - Get in the Zone: Expo handout.....p.7
 - Pre-Expo Classroom Exercise.....p. 8
 - Expo Assignment.....p. 10
 - Expo Bingo.....p. 11
 - Post-Expo Reflection.....p. 12
- Permission Slipp.14
- Oregon Convention Center Expo Map.....p. 15

YOUR SCHOOL'S REGISTERED TIME AT THE EXPO _____

TUESDAY, MARCH 19, 2024

9:00 AM – 1:30 PM
Oregon Convention Center
Portland, Oregon

Visit our website for more resources such as a
list of current exhibitors, student prep videos,
mock interview tips, & more!

[PORTLANDWORKFORCEALLIANCE.ORG/EXP](https://portlandworkforcealliance.org/exp)



TUESDAY, MARCH 19, 2024

9:00 AM - 1:30 PM

Oregon Convention Center

<https://www.portlandworkforcealliance.org/expo>

TEACHER CHECKLIST

2-4 WEEKS TO GO

- ☐ Did you sign up your students for **mock job interviews**? If so, help them prepare. (See p. 5)
- ☐ Check the PWA website for new information about **Expo employers** and featured sectors.
- ☐ Review teacher resources here and [online](#). Consider **classroom activities** to help prepare students. (See p. 8)

1+ WEEK TO GO

- ☐ Make sure every student has a **signed permission slip**.
- ☐ Check out the official **2024 Expo Resource Guide**, which includes a map & directory (will be available online and emailed to you prior to the Expo).
- ☐ Review any **final bus instructions**. Final bus information will be online and emailed to schools about a week prior to the Expo.

EXPO DAY

REMINDER: Make sure your students leave their backpacks at school or on the bus. They cannot be brought into the convention center.

COORDINATE WITH YOUR BUS DRIVER

- ☐ Know how to find your bus after the Expo. There will be many buses waiting for students outside the Oregon Convention Center, so make a plan. Suggestions: know driver's cell number, put number or sign in the window, etc.

ON THE BUS

- ☐ Review appropriate **behavior** for the Expo.
- ☐ Review **activities** and features, such as the exhibit hall, mock interviews and career talks. Tell students to pick up a printed Expo Resource Guide at the door with map & directory.
- ☐ Distribute your own **handouts** (i.e. Career Expo assignment, etc. – see pgs. 10-11)

WHEN YOU ARRIVE

PRIORITY: Instruct your students with where are how to check in with you DURING and AFTER the expo.

DURING: Time: _____ Location: _____ EXIT: Time: _____ Location: _____

- ☐ **Check in** at the information booth near the Expo floor. They need your arrival time, number of students and departure time. There is also a student help desk for any student questions.
- ☐ **Announcements** will be made in the exhibit hall to remind your students prior to bus departure time.

WHEN YOU LEAVE

PRIORITY: Check out at the info/check-in booth. Let organizers know your school is leaving.

- ☐ If you want students to **complete a reflection**, remind them on the bus to finish this activity.





TUESDAY, MARCH 19, 2024

9:00 AM - 1:30 PM

Oregon Convention Center

<https://www.portlandworkforcealliance.org/expo>

PREPARING STUDENTS FOR THE EXPO

Thank you for bringing your students to the NW Youth Careers Expo. We appreciate your work in helping students develop their career aspirations.

The Expo is **huge** and can be overwhelming to students who aren't prepared. Please review this information with your students. The more prepared students are, the more they gain from their Expo experience!

WHAT CAN STUDENTS DO AT THE EXPO?

- **Career Exploration:** Visit 200+ booths in the main Exhibit Hall where employers provide hands-on demos and talk with students about educational paths. Students can learn about many fields such as healthcare, technology, construction, manufacturing, energy, arts & communication, and public service.
- **Postsecondary Exploration:** Meet representatives from community colleges, universities, training schools and apprenticeship training centers.
- **Hands-On Activities:** Participate in "hands-on" learning activities (i.e. working with robots, trying out equipment from hospitals and other employers, etc.).
- **Mock Interviews:** Interview without pressure and receive tips and feedback on their resume and communication skills from caring HR professionals. (See p. 4-5)
- **Career Talks:** Join a 20-minute career talk, given by an HR professional, on a topic such as landing a job or acing an interview. (See p. 5)
- **Chill Room:** There is a "Chill Room" near the mock interview area for students who need a sensory break.

WHAT SHOULD STUDENTS WEAR?

- Students are advised to wear clothing that makes them feel comfortable and confident participating in hands-on activities and demonstrations at the Expo, such as climbing a ladder, using tools/machinery, or participating in a mock interview. Students should follow their school district's policy regarding appropriate clothing standards.
- Remember: **Students cannot bring backpacks into the convention center.** Backpacks should stay at school or on the bus.

WHAT ABOUT STUDENT BEHAVIOR?

- Students should display professional behavior toward Expo exhibitors.
- Students are representing their schools at all times.
- Encourage students to thank the employers for their time and information.

Teachers: Employers support the Expo financially and with volunteer time. We have tremendous employer commitment and want to continue these partnerships. Thank you for preparing your students!



PWORKFORCEA



PORTLANDWORKFORCEALLIANCE



TUESDAY, MARCH 19, 2024

9:00 AM - 1:30 PM

Oregon Convention Center

<https://www.portlandworkforcealliance.org/expo>

BEFORE THE EXPO: STUDENT ACTIVITIES

USE RESOURCES FROM THE PWA WEBSITE

Portland Workforce Alliance is the nonprofit organization that organizes this event. Go to www.portlandworkforcealliance.org/expo for all Expo resources, including:

- A [Tips for Educators and Students](#) page, which includes links to teacher resources and fun advice for students
- A [Mock Interview page](#) with sign-up instructions, preparation tips and other tools
- An [Expo prep video](#) for students, [Expo photo gallery](#) and a fun 1-minute Expo highlights [video](#)
- An [Exhibitor page](#)

DO A CAREER ASSESSMENT AND EXPO PLAN

- Students can take a **career assessment** in CIS, Naviance or other online tools.
- After students identify career interests, show them the **list of Expo exhibitors** (on the PWA website linked above) and have them select at least five employers they want to visit.
- Have students **brainstorm questions** for these exhibitors. (See p. 10)

RESEARCH COLLEGE/TRAINING OPTIONS

- Students can brainstorm questions about post-secondary options, then research college and training programs that lead to the careers of interest from their assessments.

HAVE STUDENTS MAKE A RESUME & PREPARE FOR A MOCK INTERVIEW

- Students can complete a resume and bring it to the Expo so they can have an HR professional review it and give feedback during a mock interview. (See p. 5 for information about **signing up**.)
- Have students select an employer they are interested in applying to and research it. They can share that information with their interviewer at the Expo.

USE THE PERMISSION SLIP AS A PLANNING TOOL

- Review the permission slip attached. At the bottom, students sign that they understand the event goals and guidelines for behavior, etc. for the Expo.
- Copy a Career Reflection on the back so students know what type of questions they will need to answer after the Careers Expo.



PWORKFORCEA



PORTLANDWORKFORCEALLIANCE



TUESDAY, MARCH 19, 2024

9:00 AM - 1:30 PM

Oregon Convention Center

<https://www.portlandworkforcealliance.org/expo>

DURING THE EXPO: STUDENT ACTIVITY EXAMPLES

COMPLETE A CAREER EXPO ASSIGNMENT

- Use or adapt the sample assignment or bingo sheet in this packet to help students engage.

ATTEND A CAREER TALK

- Encourage students to attend a 20-minute Career Talk on a topic such as Landing a Summer Job or Acing Your Job Interview. (Online schedule to be posted soon!)
- These drop-in sessions will be given by seasoned professionals and held every half hour near the mock interviews. Students will receive a Certificate of Completion.

LOOK FOR “LIGHTBULB” EMPLOYERS

- Many employers who offer summer jobs, internships, volunteer work and other opportunities for high school students will have a “Lightbulb” sign at their booth.
- Encourage students to find 1-2 employers with “Lightbulb” opportunities.



DO A MOCK JOB INTERVIEW & RESUME REVIEW

- Many students are looking for jobs and internships. A 10-minute mock interview with a caring volunteer allows students to practice their oral communication skills. Students should bring their resume. **See note below about registering students for mock interview.** They will also receive a Certificate of Completion.

AFTER THE EXPO: STUDENT ACTIVITY EXAMPLES

COMPLETE A FOLLOW-UP ASSIGNMENT

- **Career Expo Reflection:** Have students complete the reflection in this packet. In class upon return, have them “pair share” or divide into small groups with different career areas represented to share their answers.
- **Expo2Go:** An online community resource for high school students that complements the in-person Expo.
- **Thank You Note:** Have students write a thank you email or letter to an employee whose business card they received at the Expo.

IMPORTANT NOTES ABOUT MOCK INTERVIEW LOGISTICS

Up to 1,000 students will seek mock interviews at the Expo, which requires traffic management.

We need your help to keep the wait manageable and the experience positive for students and volunteers.

- Please **SIGN UP** your students when you register, or at least **6 weeks** prior to the Expo! (We can accept limited drop-ins.)
- Schools with more than 50 students signed up for mock interviews should send half of their group to the mock area upon arrival and the other half about 30+ minutes later.



PWORKFORCEA



PORTLANDWORKFORCEALLIANCE

EXPO TIPS FOR STUDENTS



NORTHWEST
YOUTH
CAREERS
EXPO

BEFORE THE EXPO

CHECK OUT
OUR **ONLINE
RESOURCES:**

WWW.PORTLANDWORKFORCEALLIANCE.ORG/EXPO



WATCH VIDEOS &
CHECK OUT PHOTOS

WHAT
COMPANIES
WILL BE THERE?

SEE OUR EXHIBITOR LIST
& INDUSTRY SPOTLIGHTS

BE PREPARED

GET READY
TO **MEET
EMPLOYERS.**

THINK OF
QUESTIONS TO ASK

EXAMPLES:

What skills are necessary for this career? What type of education/training do you need?

DRESS FOR
THE **JOB
YOU WANT**

& WEAR
COMFORTABLE
WALKING SHOES!

AT THE EXPO



VISIT **200+**
BOOTHs IN
THE EXHIBIT HALL

MEET REPRESENTATIVES
FROM SCHOOLS,
COLLEGES,
APPRENTICESHIPS,
& TRAINING PROGRAMS

TRY
"HANDS-ON"
ACTIVITIES

PARTICIPATE
IN A **MOCK
INTERVIEW**

ATTEND A
20-MINUTE
**CAREER
TALK**



LOOK FOR THE
LIGHTBULB

EXHIBITORS WITH THIS SYMBOL
HAVE **JOB OR VOLUNTEER
OPPORTUNITIES**



TUESDAY, MARCH 19, 2024

9:00 AM - 1:30 PM

Oregon Convention Center

<https://www.portlandworkforcealliance.org/expo>

GET IN THE ZONE!

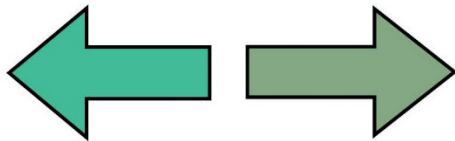
Welcome to the 2024 NW Youth Careers Expo!

This is your chance to explore careers at leading companies and colleges. Visit **200+ booths** and learn about great jobs!

To help you get around, the Expo Hall is divided into **ZONES**. Each Zone showcases major industries and career paths.

**Mock Interviews
& Career Talks**
(C Meeting Rooms)

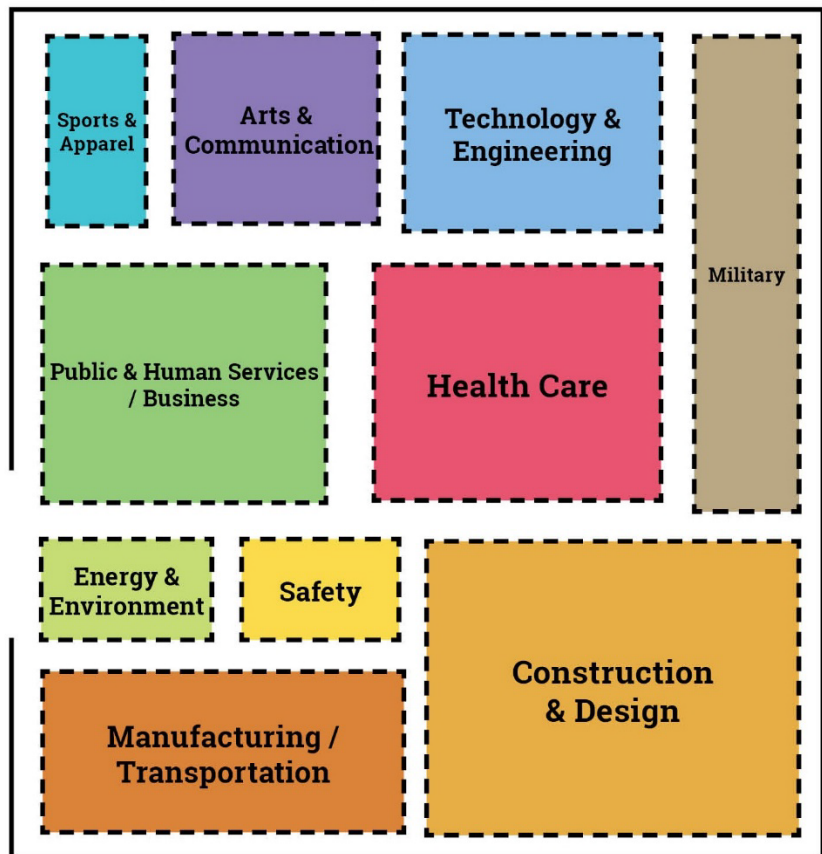
**Expo C Hall
Main Entrance**
(Pre-function C)



Zones have equipment you can try and fun activities.

You can talk to caring professionals about their jobs and the many college-and-career choices after graduation.

Sample exhibitor layout; final layout to come



Oregon Convention Center, Exhibit Hall D. Final Layout Subject to Change.

Hot Expo Tip #1:

Look for the Lightbulb.

Exhibitors with "lightbulb" signs have jobs, internships or volunteer opportunities.



Hot Expo Tip #2:

The Expo is BIG. Before you go, make a plan!

Look at the Expo map above and circle the Zones you want to visit.

Visit [PORTLANDWORKFORCEALLIANCE.ORG/EXPO](https://www.portlandworkforcealliance.org/expo) to find the list of employers. Make a list of 5-10 to visit. Try a few outside your comfort zone!

When you arrive, look for the **Expo Resource Guide** booklet, which has a detailed index and map showing specific exhibitor locations.



PWORKFORCEA



PORTLANDWORKFORCEALLIANCE



TUESDAY, MARCH 19, 2024

9:00 AM - 1:30 PM

Oregon Convention Center

<https://www.portlandworkforcealliance.org/expo>

2024 NW Youth Careers Expo

Name: _____

Grade: _____

Pre-Expo Classroom Exercise

BEFORE THE EXPO: CREATE YOUR PLAN

1. Which best describes you?

- ☐ I'm a hands-on type of person.
- ☐ I'm a people person.
- ☐ I'm an idea person.
- ☐ I'm an information and data person.

2. Which Career Pathways might be a good fit for you?

☐ Arts & Communication

Careers include designer, artist, writer, public relations professional, communications specialist.

☐ Business & Management

Careers include financial analyst, accountant, marketing associate, sales representative, human resources professional.

☐ Health & Medical Services

Careers include doctor, physical therapist, nurse, radiologist, medical lab technologist, medical assistant/aide.

☐ Human Services & Helping Professions

Careers include teacher, counselor, psychologist, lawyer, social worker, detective, advocate, nonprofit professional, fire/emergency services worker.

☐ Industrial & Engineering Systems

Careers include computer software engineer, civil engineer, electrician, architect, manufacturer, constructor.

☐ Natural Resources & Science

Careers include veterinarian, agriculture/horticulture/wildlife specialist, marine biologist, environmental scientist, landscape architect.

☐ I have no clue! However, I would like to talk with: _____

over →



TUESDAY, MARCH 19, 2024

9:00 AM - 1:30 PM

Oregon Convention Center

<https://www.portlandworkforcealliance.org/expo>

3. You will get an exhibitor list or an Expo Resource Guide listing all of the exhibitors. It will list exhibitors by industry or career pathway. **Write in the employers, colleges or training centers that you would like to visit at the Expo.**

4. Here's one great way for high school students to get experience in a career area while in high school: community service and volunteering! **Identify at least one exhibitor who offers community service and volunteer experience for youth** (i.e. Portland Parks and Recreation, Oregon Humane Society, etc).

5. Looking for a job or internships? You can practice your interview skills through mock interviews conducted by caring Expo volunteers. **Write 2-3 questions you think a supervisor might ask you and prepare answers.** You can review this with your mock interviewer

6. **What do you hope to get out of participating in the Careers Expo?**



TUESDAY, MARCH 19, 2024

9:00 AM - 1:30 PM

Oregon Convention Center

<https://www.portlandworkforcealliance.org/expo>

2024 NW Youth Careers Expo

Name: _____

Grade: _____

Event Sample Questions

DURING: CAREERS EXPO ASSIGNMENT

Practice talking with adults about jobs and careers.

Pick a company that you don't know much about and visit its booth to collect information.

Ask 3 – 5 questions so you can write a one-paragraph summary about the company. You can use the following big and small questions with everyone you meet, **but you only have to write a summary about one company.** Make up some questions of your own, too.

BIG Questions:

- What do you want people to know about your company?
- How has your business changed to adapt to changes in the industry, economy or culture?
- Where do you think your company will be in ____ years when I get out of high school/college?
What kind of jobs will you be hiring for?

SMALL Questions:

- What does your company do?
- How many people work for you in Oregon? Nation/worldwide?
- I'm a _____ (people person/hands-on, etc.) type of person.
What kinds of work does your company have for a person like me?
- What kind of educational paths would you recommend for someone who wanted to work at your company? What kinds of classes, training or experiences would be helpful?
- What are some entry-level jobs that high school graduates can get?
- Do you offer internships or summer employment?

Company Summary:

MY FAVORITE PART OF THE EXPO WAS:


























PWORKFORCEA



PORTLANDWORKFORCEALLIANCE

EXPO BINGO

Explore the Expo and mark off your progress!
Write in the people you meet and the activities you try.

 <p>Mock Interview</p>	<p>Hands-on Activity:</p> 	<p>Summer Job Opportunity</p> 	<p>Talk with booth rep:</p> 	<p>Expo Survey: Find and complete the Expo survey using the QR code on signage in the Expo Hall!</p>
<p>Talk with booth rep:</p> 	<p>Talk with booth rep:</p> 	<p>Talk with booth rep:</p> 	<p>Hands-on Activity:</p> 	<p>Talk with booth rep:</p> 
<p>Talk with booth rep:</p> 	<p>Summer Job Opportunity</p> 	<p>Attend the Expo!</p>	<p>Talk with booth rep:</p> 	<p>Talk with booth rep:</p> 
<p>Talk with booth rep:</p> 	<p>Talk with booth rep:</p> 	<p>Hands-on Activity:</p> 	<p>Talk with booth rep:</p> 	<p>Hands-on Activity:</p> 
<p>Hands-on Activity:</p> 	<p>Talk with booth rep:</p> 	<p>Talk with booth rep:</p> 	<p>Summer Job Opportunity</p> 	<p>Attend Career Talk</p> 



TUESDAY, MARCH 19, 2024

9:00 AM - 1:30 PM

Oregon Convention Center

<https://www.portlandworkforcealliance.org/expo>

2024 NW Youth Careers Expo

Name: _____

Grade: _____

Post-Event Sample Questions

AFTER: CAREERS EXPO REFLECTION

Pick one of the industry areas that you visited during the Expo:

☐ Arts & Communication

☐ Business & Management

☐ Manufacturing & Technology

☐ Natural Resources

☐ Human Services (law, public service)

☐ Health Care

Within this industry, what type of career(s) are you interested in?

Explain why this area interested you:

Describe three things that you learned about this industry that you didn't know before:

1.

2.

3.

over →



PWORKFORCEA



PORTLANDWORKFORCEALLIANCE



TUESDAY, MARCH 19, 2024

9:00 AM - 1:30 PM

Oregon Convention Center

<https://www.portlandworkforcealliance.org/expo>

What type of education or training do you need to get started in this industry?

What type do you need to advance?

What kinds of skills do you need to succeed in this industry? (*i.e. math skills, writing ability, computation skills, hands-on problem solving, public speaking, budget analysis, project management*)

List three personal attributes that employers in this industry are looking for in a new hire. (*i.e. teamwork, creativity, punctuality, etc.*)

1.

2.

3.





TUESDAY, MARCH 19, 2024

9:00 AM - 1:30 PM

Oregon Convention Center

<https://www.portlandworkforcealliance.org/expo>

PERMISSION FORM

NW Youth Careers Expo

Tuesday, March 19, 2024 | 9:00am-1:30pm

Oregon Convention Center, 777 NE MLK Blvd, Portland, OR 97232

Student Name: _____ Grade: _____

Students are invited to participate in the NW Careers Expo with 150-180 employers and exhibitors providing essential career information. Students will learn about opportunities in Business, Health Services, Technology, Arts, Manufacturing, Construction, Natural Resources, Public Service and more. Students will also have a chance to participate in mock interviews, learn about college programs & more. Participating in the NW Careers Expo *may* count as a CRLE (Career Related Learning Experience) toward your diploma requirements. Students should check in with their school's Career Coordinator for additional guidance and information.

QUESTIONS?

School Contact Name: _____ Title: _____

Phone: _____ Email: _____

Parents/Guardians: Please sign the form below so your student may participate in the NW Careers Expo.

A signed form functions as a liability release for all involved parties, including the Portland Workforce Alliance, school districts and participating/hosting organizations. It also functions as a permission for your student to be included in Expo photos/communications materials that may be published on PWA social media platforms and/or website.

_____ has my permission to attend the NW Youth Careers Expo on Tuesday, March 19, 2024, at the Oregon Convention Center.	
Parent/Guardian Name: (PRINT)	Parent/Guardian Signature:
Emergency Contact Name:	Emergency Contact Phone:
STUDENT AGREEMENT: By signing this form, I am agreeing to the below guidelines. I agree to: <ul style="list-style-type: none">• follow my school district's policy regarding appropriate clothing and dress• participate in the learning activities and engage in dialogue (ask questions) of Expo representatives.• use respectful communication that reflects positively on myself and the school I am representing.• thank the employers I spoke with for their time.	
Student Name: (PRINT)	Student Signature:



PWORKFORCEA



PORTLANDWORKFORCEALLIANCE



TUESDAY, MARCH 19, 2024

9:00 AM - 1:30 PM

Oregon Convention Center

<https://www.portlandworkforcealliance.org/expo>

OREGON CONVENTION CENTER YOUTH CAREERS EXPO MAP

