



NORTHWEST YOUTH CAREERS EXPO

TEACHER PACKET

WHAT'S INSIDE

- Teacher Checklist.....p. 2
- Preparing Students.....p. 3
- Student Tips and Video Linksp. 4
- Student Activities
 - Before the Expo.....p. 5
 - During & After the Expo.....p. 6
- Pre-Expo Classroom Exercise.....p. 7
- Expo Assignment.....p. 9
- Post-Expo Reflection.....p. 10
- Permission Slip Example.....p. 12
- Map of the Expo.....p. 13

YOUR SCHOOL'S REGISTERED TIME AT THE EXPO _____

TUESDAY, MARCH 10, 2020

9:00 AM – 1:30 PM
Oregon Convention Center
Portland, Oregon

Visit our website for more resources such as a
list of current exhibitors, student prep videos,
mock interview tips, & more!

PORTLANDWORKFORCEALLIANCE.ORG/EXPO



TEACHER CHECKLIST

6-8 WEEKS TO GO

- If you want your students to participate in **Mock Job Interviews** at the Expo, sign up early! For tips and tools in preparation, see page 6.

2-3 WEEKS TO GO

- Check the PWA website for new information about **Expo employers** and featured sectors.
- Review teacher resources here and online. Consider **classroom activities** to help prepare students. (See p. 7)

1 WEEK TO GO

- Make sure every student has a **signed permission slip**.
- Check out the official **2020 Expo Resource Guide**, which includes a map & directory. This will be available online and sent to schools about 4-7 days prior to the Expo.
- Review any **final bus instructions**. Final bus information will be emailed to schools prior to the Expo.

EXPO DAY

COORDINATE WITH YOUR BUS DRIVER

- Know how to find your bus after the Expo. There will be many buses waiting for students outside the Oregon Convention Center, so make a plan. Suggestions: know driver's cell number, put number or sign in the window, etc.

ON THE BUS

- Review appropriate **behavior** for the Expo.
- Review **activities** and features, such as the exhibit hall, mock interviews and career talks. Tell students to pick up a printed Expo Resource Guide at the door with map & directory.
- Distribute your own **handouts** (i.e. Career Expo assignment, etc.)

REMINDERS

- Check in:** Some schools tell students to check in with an adult chaperone halfway through the Expo. Remind them when and where to meet their chaperone. **Time:** _____ **Location:** _____
- Exit:** Remind students of the time and place to meet for leaving the Expo. **Time:** _____ **Location:** _____

WHEN YOU ARRIVE

- Check in** at the information booth near the Expo floor. They need your arrival time, number of students and departure time.
- Announcements** will be made in the exhibit hall to remind your students prior to bus departure time.

WHEN YOU LEAVE

- Check out** at the info/check-in booth. Let organizers know your school is leaving.
- If you want students to **complete a reflection**, remind them on the bus to finish this activity.



PREPARING STUDENTS FOR THE EXPO

Thank you for bringing your students to the NW Youth Careers Expo. We appreciate your work in helping students develop their career aspirations. The Expo is a chance for students to explore careers in fields such as health care, technology, construction, manufacturing, energy, arts & communication, and public service.

The Expo is **huge** and can be overwhelming to students who aren't prepared. Please review this information with your students. The more prepared students are, the more they gain from their Expo experience!

What Can Students Do at the Expo?

- **Career Exploration:** Visit 200+ booths in the main hall floor where employers provide hands-on demonstrations and talk with students about their educational paths. Students will also have the chance to learn about the skills and education needed to be successful in different fields.
- **College Exploration:** Meet representatives from community colleges, universities, training schools and apprenticeship training centers.
- **Hands-On Activities:** Participate in "hands-on" learning activities (i.e. working with robots, trying out equipment from hospitals and other employers, etc.).
- **Mock Interviews:** Interview without pressure and receive tips and feedback on their resume and communication skills from caring HR professionals. (**Sign-up:** p. 6)
- **Career Talks:** Sit in on a 20-minute career talk, given by an HR professional, on landing a job or acing an interview. (See p. 5)

WHAT SHOULD STUDENTS WEAR?

- Please dress in "business casual" attire, or what you would wear to a job interview.
- Consider shoes and attire that allow you to participate in hands-on activities and demonstrations (i.e. climbing a ladder).
- Students doing mock interviews should dress professionally.
- No shorts, caps/hats, t-shirts with inappropriate logos/graphics. Jeans are OK if in good condition.

WHAT ABOUT STUDENT BEHAVIOR?

- Students should display professional behavior toward Expo exhibitors.
- Students are representing their schools at all times.
- Encourage students to thank the employers for the time and information.

Teachers: Employers support the Expo financially and with volunteer time. We have tremendous employer commitment and want to continue these partnerships. Thank you for preparing your students!

EXPO TIPS FOR STUDENTS




NORTHWEST
**YOUTH
CAREERS
EXPO**

BEFORE THE EXPO

CHECK OUT
OUR **ONLINE
RESOURCES:**

PORTLANDWORKFORCEALLIANCE.ORG/EXPO



WATCH VIDEOS &
CHECK OUT PHOTOS

WHAT
COMPANIES
WILL BE THERE?

SEE OUR EXHIBITOR LIST
& INDUSTRY SPOTLIGHTS

BE PREPARED

GET READY
TO **MEET
EMPLOYERS.**



THINK OF
QUESTIONS TO ASK

EXAMPLES:

What skills are necessary for this career? What type of education/training do you need?



DRESS FOR
THE **JOB
YOU WANT**
TO HAVE

THE DRESS CODE IS
"BUSINESS CASUAL"

AT THE EXPO



VISIT **200
BOOTH**S IN
THE EXHIBIT HALL

MEET REPRESENTATIVES
FROM SCHOOLS,
COLLEGES,
APPRENTICESHIPS,
& TRAINING PROGRAMS



TRY
"HANDS-ON"
ACTIVITIES

PARTICIPATE
IN A **MOCK
INTERVIEW**



ATTEND A
20-MINUTE
**CAREER
TALK**



LOOK FOR THE
LIGHTBULB

EXHIBITORS WITH THIS SYMBOL
HAVE **JOB AND VOLUNTEER
OPPORTUNITIES**



BEFORE THE EXPO: STUDENT ACTIVITIES

USE RESOURCES FROM THE PWA WEBSITE

Portland Workforce Alliance is the nonprofit organization that organizes this event.

Go to www.portlandworkforcealliance.org/expo for all Expo resources, including:

- A Tips for Students page, which includes fun advice and a link to teacher resources
- A Mock Interview page with sign-up instructions, preparation tips and other tools
- An Expo photo gallery and a fun 1-minute Expo highlights video
- An Exhibitor page

DO A CAREER ASSESSMENT AND EXPO PLAN

- Students can take a **career assessment** in CIS, Naviance or other online tool.
- After students identify career interests, show them the **list of Expo exhibitors** and have them select at least five employers they want to visit.
- Have students **brainstorm questions** for these exhibitors. (See p. 9)

RESEARCH COLLEGE/TRAINING OPTIONS

- Students can brainstorm questions about post-secondary options, then research college and training programs that lead to the careers of interest from their assessments.

HAVE STUDENTS MAKE A RESUME & PREPARE FOR A MOCK INTERVIEW

- Students can complete a resume and bring it to the Expo so they can have an HR professional review it and give feedback during a mock interview. (See p. 6 for information about **signing up**.)
- Have students select a business they are interested in applying to and research it. They can share that information with their interviewer at the Expo.

USE THE PERMISSION SLIP AS A PLANNING TOOL

- Review the sample permission slip attached. At the bottom, students sign that they understand the guidelines for dress, behavior, etc. for the Expo. (Your school may have its own permission slip or absence form.)
- Copy the Career Reflection on the back so students know what type of questions they will need to answer after the Careers Expo.



DURING THE EXPO: STUDENT ACTIVITY EXAMPLES

COMPLETE A CAREER EXPO ASSIGNMENT

- Use or adapt the sample assignment in this packet to help students engage.

ATTEND A CAREER TALK

- Encourage students to attend a 20-minute Career Talk on a topic such as Landing a Summer Job or Acing Your Job Interview. (Look online for final schedule and topics.)
- These drop-in sessions will be given by seasoned HR professionals and held every half hour near the mock interviews. Students will receive a Certificate of Completion.

LOOK FOR “LIGHTBULB” EMPLOYERS

- Many employers who offer summer jobs, internships, volunteer work and other opportunities for high school students will have a “Lightbulb” sign at their booth.
- Encourage students to find 1-2 employers with “Lightbulb” opportunities.



DO A MOCK JOB INTERVIEW & RESUME REVIEW

- Many students are looking for jobs and internships. A 10-minute mock interview with a caring HR volunteer allow students to practice their oral communication skills.
- Encourage students to visit the mock interview room at the Expo for a one-on-one interview with a HR professional. Students should bring their resume. They will also receive a Certificate of Completion.
- To **sign up**, email Expo Event Coordinator Erin Jaso Longfellow (expo@portlandworkforcealliance.org)

AFTER THE EXPO: STUDENT ACTIVITY EXAMPLES

COMPLETE A FOLLOW-UP ASSIGNMENT

- **Career Expo Reflection:** Have students complete the reflection in this packet. In class upon return, have them “pair share” or divide in to small groups with different career areas represented to share their answers.
- **Thank You Note:** Have students write a thank you email or letter to an employee whose business card they received at the Expo.

IMPORTANT NOTES ABOUT MOCK INTERVIEW LOGISTICS

About 1,000 students will seek mock interviews at the Expo, which requires traffic management. We need your help to keep the wait manageable and the experience positive for students and volunteers.

- Please **SIGN UP** your students at least **6-8 weeks** prior to the Expo! (We can accept limited drop-ins.)
- We have spaced schools’ arrival times throughout the day. We ask schools upon arrival to send half of their students to the Expo floor and the other half to mock interviews.
- Please come at your assigned time to avoid a student traffic jam! Thank you.



2020 NW Youth Careers Expo

Name: _____

Grade: _____

Pre-Expo Classroom Exercise

BEFORE THE EXPO: CREATE YOUR PLAN

1. Which best describes you?

- I'm a hands-on type of person.
- I'm a people person!
- I'm the idea person.
- I'm the information and data person.

2. Which Career Pathways might be a good fit for you?

Arts & Communication

Career fields include designer, artist, writer, musician, public relations professional, communications specialist.

Business & Management

Career fields include finance, accounting, marketing, sales, human resources.

Health & Medical Services

Career fields include doctor, physical therapist, nurse, radiologist, medical lab technologist.

Human Services & Helping Professions

Career fields include police officer, detective, teacher, counselor, psychologist, social worker, family support, nonprofit work, fire/emergency services.

Industrial & Engineering Systems

Career fields include computer software engineer, civil engineer, electrician, architect, manufacturing, construction.

Natural Resources & Science

Career fields include veterinary services, agriculture, horticulture, wildlife, forestry, fisheries, environmental scientist, landscape architect.

I have no clue! However, I would like to talk with: _____

over →





3. You will get an Expo Guide listing all of the exhibitors. The index will list companies and schools by Career Pathway. **Using the career pathway(s) listed above, write in companies and/or schools that you would like to visit today and find them on the map in the brochure.**

4. Here's one great way for high school students to get experience in a career area while in high school: community service and volunteering! **Identify at least one exhibitor who offers community service and volunteer experience for youth** (i.e. Mercy Corps, American Red Cross, Portland Parks and Rec, Oregon Humane Society, etc).

5. Looking for a job, internship or community service opportunity? The Portland Human Resources Managers Association brings more than 100 human resource managers to interview students. Before you visit this area, **write one or two questions you think a supervisor might ask you and prepare answers.** You can review this with one of the human resource managers.

6. **What do you hope to get out of the event today?**



2020 NW Youth Careers Expo

Name: _____

Grade: _____

Event Sample Questions

DURING: CAREERS EXPO ASSIGNMENT

Practice talking to adults about the world of work.

Pick a company that you don't know much about and visit its booth to collect information.

Ask 3 – 5 questions so you can write a one-paragraph summary about the company. You can use the following big and small questions with everyone you meet, **but you only have to write a summary about one company.** Make up some questions of your own, too.

NOTE: Career Related Learning Experiences are *required* for graduation.
This is your proof of participation.

BIG Questions:

- What do you want teens to know about your company?
- How has your business changed to adapt to changes in the industry, economy or culture?
- Where do you think your company will be in ___ years when I get out of high school/college?
What kind of jobs will you be hiring for?

SMALL Questions:

- What does your company do?
- How many people work for you in Oregon? Worldwide?
- I'm a _____ (people person/hands-on, etc.) type of person.
What kinds of work does your company have for a person like me?
- What kind of educational paths would you recommend for someone who wanted to work at your company? What kinds of classes, training or experiences would be helpful?
- What are some entry-level jobs that high school graduates can get?
- Do you offer internships or summer employment?

Company Summary:

MY FAVORITE PART OF THE EXPO WAS:



2020 NW Youth Careers Expo

Name: _____

Grade: _____

Post-Event Sample Questions

AFTER: CAREERS EXPO REFLECTION

Pick one of the industry areas that you visited during the Expo:

Arts & Communication

Business & Management

Manufacturing & Technology

Natural Resources

Human Services (law, public service)

Health Care

Within this industry, what type of career(s) are you interested in?

Explain why this area interested you:

Describe three things that you learned about this industry that you didn't know before:

1.

2.

3.

over →



What type of education or training do you need to get started in this industry?

What type do you need to advance?

What kinds of skills do you need to succeed in this industry? (i.e. math skills, writing ability, computation skills, critical thinking, public speaking, budget analysis, project management)

List three personal attributes that employers in this industry are looking for in a new employee. (i.e. teamwork, creativity, punctuality, etc).

1.

2.

3.



PERMISSION FORM

NW Youth Careers Expo

Tuesday, March 10, 2020 | 9:00am-1:30pm

Oregon Convention Center, 777 NE MLK Blvd, Portland, OR 97232

Student Name: _____ **Grade:** _____

Students are invited to participate in the NW Careers Expo with more than 100 employers and exhibitors providing essential career information. Students will learn about opportunities in Business, Health Services, Technology, Arts, Manufacturing, Construction and Natural Resources. Students will also have a chance to participate in mock interviews, learn about college programs & more. Participating in the NW Careers Expo counts as CRLE (Career Related Learning Experience) toward your diploma requirements.

QUESTIONS?

School Contact Name: _____ **Title:** _____

Phone: _____ Email: _____

Parents/Guardians: Please sign the form below so your child may participate in the NW Careers Expo. A signed form functions as permission for your child to be included in Expo photos/communications.

_____ has my permission to attend the NW Youth Careers Expo on Tuesday, March 10, 2020, at the Oregon Convention Center.

Parent/Guardian Name: (PRINT)	Parent/Guardian Signature:
-------------------------------	----------------------------

Emergency Contact Name:	Emergency Contact Phone:
-------------------------	--------------------------

STUDENT AGREEMENT: By signing this form, I am agreeing to the below guidelines. I agree to:

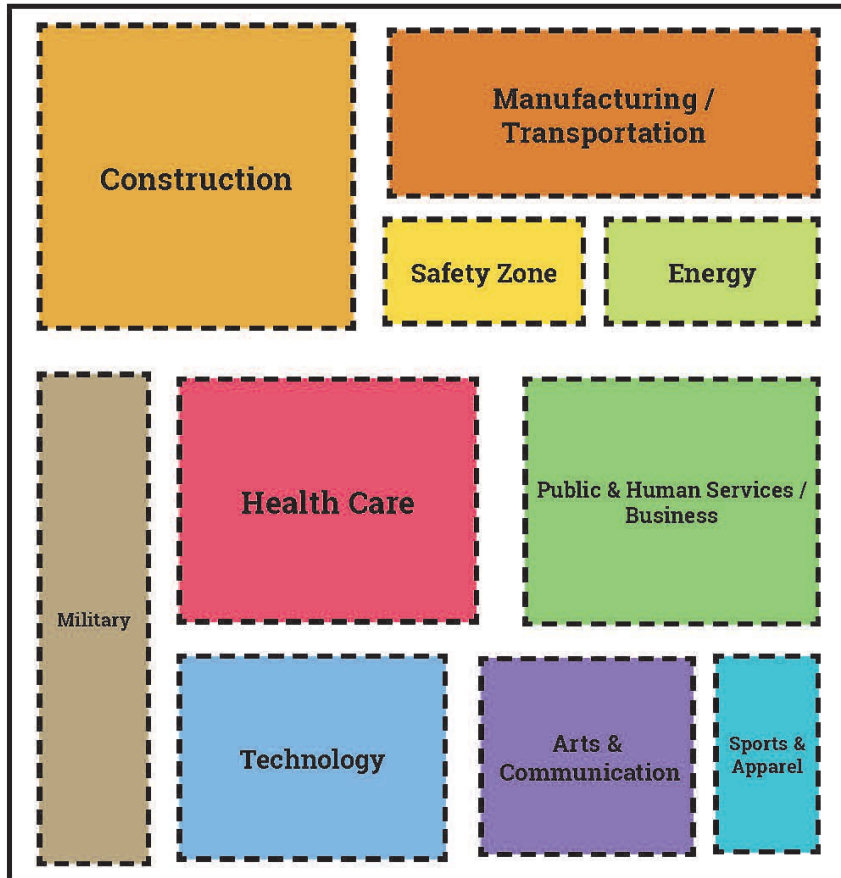
- follow business-casual dress code. No hats, shorts, sweats, bare midriff, short skirts, ripped jeans.
- participate in the learning activities and engage in dialogue (ask questions) of Expo representatives.
- use respectful communication that is professional in both language and tone and that reflects positively on myself and the school I am representing.
- thank the employers I spoke with for their time.

Student Name: (PRINT)	Student Signature:
-----------------------	--------------------



GET IN THE ZONE!

NW YOUTH CAREERS EXPO | Tuesday, March 10, 2020



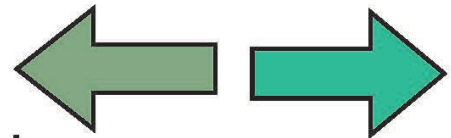
Welcome to the 2020 NW Youth Careers Expo!

This is your chance to explore careers at leading companies and colleges. Visit **195+ booths** and learn about great jobs!

To help you get around, the Expo Hall is divided into **ZONES**. Each Zone showcases major industries and career paths.

Expo C Hall Main Entrance
(Pre-function C)

Mock Interviews & Career Talks
(C Meeting Rooms)



Zones have equipment you can try and fun activities.

You can talk to caring professionals about their jobs and the many college-and-career choices after graduation.

Oregon Convention Center, Exhibit Hall C. Preliminary layout.

Hot Expo Tip #1:

Look for the Lightbulb.

Exhibitors with "lightbulb" signs have job internship or volunteer opportunities.



Hot Expo Tip #2:

The Expo is BIG. Before you go, make a plan!

Look at the Expo map above and circle the Zones you want to visit.

Visit PORTLANDWORKFORCEALLIANCE.ORG/EXPO to find the list of employers. Make a list of 5-10 to visit. Try a few outside your comfort zone!

When you arrive, look for the **Expo Resource Guide** booklet, which has a detailed index and map showing specific exhibitor locations.